



Kokoda Track



Kokoda Track Authority
Certified
Campsite



Kokoda Track Authority
Certified
Trekker's Hut



Kokoda Track Authority
Certified
Guest House



Kokoda Track Authority
Certified
Lodge

Guesthouse Certification Training Manual



EcoSustainAbility



Kokoda Track Guest House Certification..... 3
Example Certificate 4
Training Program 5
 Day One..... 5
 Day Two..... 5
Current Situation 6
 Tourism Products..... 6
Certification Program..... 7
Steps for Certification..... 7
Certification Criteria..... 7
Toilet Design..... 35



Mobile +61 (0)407 391211
Phone +61 (0)7 40558132
Fax +61 (0)7 40558142

GuyChester@EcoSustainAbility.com

PO Box 230 Yorkeys Knob QLD 4878 Australia

ACN 098560126:

Version Notes

Version 2.0: This version is the final version for use by the Kokoda Track Authority.

© EcoSustainAbility 2012

This document remains the property of EcoSustainAbility until all invoices relating to our consulting services for this project are fully paid. Copyright and ownership of the intellectual property contained in the report remains with EcoSustainAbility unless otherwise agreed. Unauthorised use, distribution, copying or dissemination of this document in any form whatsoever is prohibited.

Regardless of copyright ownership, the moral right of Guy Chester (EcoSustainAbility) to be acknowledged as the author of this work is asserted.

The content of this report should be read in the context of the scope of consulting services, the purpose of the document and the information supplied by the client. The report does not constitute legal, planning, financial or engineering advice.



Kokoda Track Guest House Certification



Example Certificate



Training Program

Day One

Introduction to the workshops

Kokoda Track Campsites and Guesthouses
(Snapshot of existing, pictures and info)

Why Certification?

Benefits

- Campsites/Guesthouses
- Trekkers and tour operators

Overview of Certification Program

- Voluntary
- Independent auditor
- Staged approach

Kokoda Products Overview

Campsites, Campsites with Trekkers Hut,
Guesthouses Lodges)

Standards and Criteria

- Majority Compliance
- Character
- Clients
- Buildings Required
- Location
- Sense of Place
- Grounds
- Building Aspects
- Guest Room
- Common Areas
- Bathing/Shower
- Safety and Hygiene
- Food and Beverage
- Hospitality
- Sustainability

*Practical afternoon session with site visit to
campsite, trekkers hut and guesthouses.*

Day Two

Toilets

- Impacts
- Pit Toilet Minimum Standard
- Location
- Orientation
- Pit and site dimensions
- Pathways
- Building design
- Building elements
- Building dimensions
- Fittings
- Hygiene

Kokoda Track Guesthouse Certification
Certification Management

- Staged Approach
- Rangers Ongoing Mentors
- Certification Model (Integrity Processes)
- Proposed Audit Policy
- Certification Panel
- Audit Policy
- Audit Approach
- Auditor Discretion

Continual Improvement Approach

Continual Improvement of Criteria

Appointment of Auditors

Granting or Withdrawal of Certification

Appeals - KTA Chair

*Practical afternoon session will review three
example toilets and discuss design elements etc.
Then a full example audit will be undertaken by
groups of 5-6 of example property(ies). Then report
back and final review and completion session.*



Current Situation

Tourism Products

During 2010 the KTA and TPA jointly administered a survey questionnaire of trekkers, preliminary results include:

- 97% of trekkers surveyed had not trekked before;
- 75% of trekkers surveyed were male;
- only 6% of trekkers surveyed were couples;
- 80% of trekkers surveyed were 36 years or older;
- average group size is 11;
- 59% of trekkers surveyed had engaged a personal porter;
- 99% of trekkers surveyed would recommend Kokoda to a friend;
- overall experience rating 4.9 (out of 5), decisively VERY GOOD;
- rainforest, PNG culture and meeting local people grow in importance after undertaking the trek;
- importance-performance analysis was included, with the quality of campsites and guesthouses most needing improvement (low importance prior to trekking, higher rating after trekking); and
- when asked what should be improved, toilets received a lot of unprompted mentions.

Campsites and Guesthouses

There are at least 87 campsites and guesthouses along the Kokoda Track. Based on estimated there are about 900 "beds" in trekker huts and guesthouses and about 1100 "beds" as tent spaces in campsites.

Demand

In 2008, trekkers peaked at over 5,500, however late 2009 and most of 2010 showed a substantial decline. The 2010 figures were 2,871, which compares with 4,364 for 2009, 5,621 for 2008 and 5,146 for 2007. Assuming:

- that the numbers will recover to around 5000 per year;
- on the basis of 2000 "beds" (about 900 in trekkers huts and 1100 campsites, estimating each campsite can cope with 20 overnight);
- and an average time on the track of eight nights;
- the trekking season is nine months; there are:
- 540,000 available bed nights;
- with a demand for 40,000 bed nights; and
- the occupancy rate overall is about 7 percent.

In the above there are many and various assumptions. However even if only the trekker hut/ guesthouse capacity is taken into account (900 beds) and the season is considered to only be six months, the current capacity is only 24%.

Given this, most campsites and guesthouses have quite low occupancy. Some key guesthouses have a high level of occupancy and others have almost no use.



Certification Program

2012 Training and Initial Assessments – Initial Certification

2012 Promotion to Tour Operators and on Website

2013 Follow up assessments and full launch of Certification Program

Steps for Certification

1. Training and awareness program
2. KTA rangers provide advice and support
3. KTA Auditor undertakes assessment, makes recommendation
4. Certified
5. Certified if minor corrective actions fixed
6. Not certified (but provides a list of major/many corrective actions)
7. Kokoda Certification Panel considers Auditor recommendation and awards certification
8. Certificate send out by KTA
9. Re-assessment by auditor each year

If there is an appeal of a recommendation by the Auditor or a decision of the Certification Panel (to not issue or withdraw certification), this is considered by Chair of KTA

Certification Criteria

The following set out the key aspects which make the minimum standards.

NOTE Some current guesthouses do not meet the standard proposed below, it is recommended that they be encouraged and assisted to meet this standard.

Namba wan toktok: Pepa blo tok orait lo wok blo haus slip lo Kokoda bilong ol pasindia manmeri.

Hia nau, tokaut blo sampela bikpela samting olosem lukaut blo dispela haus pasindia.



Target Tourism Market Husat lo ol kainkain turis or manmeri blo narapela ples bai yumi tingting moa lo kamapim dispela bisnis


	Trekkers with tour operator groups (with tents, bedding etc.). Completely independent and self reliant trekkers (with tents, bedding etc.). <i>Oi manmeri laik wokabaut aninit lo ol lukaut blo ol na ol samting blo silip. Husat emi lukautim em iet lo wokabaut lo ol samting blo silip</i>
	Trekking tour operators with trekkers (with bedding etc.). Completely independent and self reliant trekkers (with bedding etc.). <i>Oi kampani blo bisnis lo wokabaut lo Kokoda wantaim ol manmeri mekim dispela wokabaut. Husat i kam wokabaut lo strong blo ol iet, na nogat kampani halivim ol</i>
	Trekking tour companies offering guesthouse accommodation on one or more nights of the trek. Trekkers with tour companies that chose to "upgrade". Self reliant trekkers. Fly in visitors to specific village on business or other short stay. <i>Oi kampani husat i save lukautim ol turis lo ples silip na kaikai taim blo wokabaut lo hia. Oi manmeri wokabaut ananit lo kampani we oli laikim ol samting i gudpela moa. Oi manmeri wokabaut, nogat kampani halivim ol. Oi man husat em kam blo stap lo wanpela ples stret lo sotpela taim</i>
	Kokoda trekkers staying before or after their trek (e.g. Kokoda Station or Sogeri). (Potentially lodges could be developed along the track offering an upmarket trekking experience). <i>Oi manmeri wokabaut husat i laik silip lo hia pastaim o bihain lo dispela wokabaut, olosem lo stesin lo Kokoda or lo Sogeri. (Sapos husat laik wokabaut lo Kokoda na ol samting lo silip na kaikai bai inap lo ol bikpela man, em ken kamap lo bihain taim liklik).</i>

Buildings Required Oi haus yupela mas gat

	Camping area. <i>Giraun we ol manmeri bai silip.</i> Flat (preferably grassed) well drained area at least 75m ² (e.g. 5m by 15m). <i>Giraun we'em i silip gud na ino go antap tumas na ino save pulap lo wara na i mas bikpela olosem longpela faiv mita na wan ten faiv mita.</i>
	Trekkers Hut. <i>Haus pasindia blo ol turis</i> Roofed win haus with dry above ground floor or sleeping platform. <i>Haus win we i gat ruf antap, na giraun em mas drai. Yupela ken wokim wanpela bed blo ol bai oli silip antap lo em.</i>
	Guesthouse. <i>Haus silip blo ol turis o man i laik wokabaut lo Kokoda Trek.</i> Roofed building with above ground floor, safe steps and natural ventilation. Single dormitory style or rooms. Mattresses provided, preferably bed bases also provided. <i>Haus we igat ruf antap na istap kilia lo giraun na igat step blo go insait lo haus. Insait i gat ol rum wanwan blo silip o bikpela rum inap lo silip blo sampela manmeri. Putim ol matres blo silip, gudpela sapos i gat bed o bokis blo bed istap tu.</i>
	Lodge with rooms or cabins (with ensuites). <i>Haus silip we i gat ol rum blo silip na ol samting blo waswas na pekpek. Oi haus silip blo ol turis o manmeri i wokabaut lo Kokoda Trek.</i> Guest cabins or a lodge with separate guest rooms, with door, window, and preferrably ensuite. Room have beds, mattresses, linen and mosquitenets. <i>Oi haus bilo silip blo ol turis we igat ol rum silip blo wanwan man. Oi rum i mas gat bed na matres, bed sit na ol net o uben blo pasim binatang lo nait.</i>
	Cooking house (may be part of cooking house). <i>Haus Kuk Rum blo sidaun na kaikai (em ken stap insait lo hauskuk)</i> Roofed area with fireplace and bench or table for food preparation. DESIRABLE: Seating. <i>Hap giraun, emi gat ruf kapa o lip antap, na ples blo wokim faia or tebol blo rediem kaikai</i>
	Kitchen, as part of lodge or separate building. Clean, dry surfaces suitable for commercial food preparation. <i>Hauskuk, insait lo haus silip or narapela haus. Mas igat hap we emi drain na kilin blo ol man ken rediem kaikai</i>
	Dining house (may be part of cooking house). <i>Haus Kuk Rum blo sidaun na kaikai (em ken stap insait lo hauskuk)</i> Roofed area with bench seats and table(s), to accommodate all trekkers. Should have a fireplace in cooler locations, or may be part of cooking house. <i>Hap i gat ruf antap na sia blo sidaun na tebol blo ol manmeri turis husat i wokabaut lo Kokoda. Em ken stap insait lo hauskaikai. Mas gat hap blo wokim faia, sapos em long ples kol.</i>



Separate dining room or dining house with separate chairs and tables, or long table with comfortable seating. *Em mas gat rum or haus blo sidaun na kaikai wantaim ol narapela sia na tebol or wanpela tebol i longpela na i gat gudpela sia.*



Porters hut. *Haus o rum blo ol man karim kago*
Roofed win haus with dry floor, mats, leaves or other floor covering essential, best is an above ground floor or sleeping platform. *Haus win, giraun i mas drai na i mas gat mat na lip blo silip antap lo em. Moa gud sapos i gat bed blo silip we em stap kilia lo giraun.*




If porters and guides may need to be accommodated. Roofed win haus with dry floor, mats, leaves or other floor covering essential, best is an above ground floor or sleeping platform. *Ol wokman lo taim blo wokabaut oli mas silip insait lo haus win we igat ol lip karamapim giraunh insait. Gudpela moa sapos i gat ples blo silip antap lo flo.*




Central Facilities. *Ples bung blo ol turis.*
A central facilities with some form of reception/office, lounge, dining area. May be as separate buildings. *Ples bung blo ol turis. Ofis blo ol wokman, ples blo sidaun, ples blo kaikai. Dispela haus i ken stap insait lo haus silip o arasait.*


Toilets/Facilities Haus blo rausim pekpek na pispis



At least one Kokoda standard pit toilet preferably ventilated. *I mas i gat wanpela toilet or ples blo rausim pekpek na pispis, we oli pipia igo insait lo hol lo giraun.*



Shower not necessarily provided. Guests provide own towel/soap. *Ol turis i mas kam wantaim laplap na sop blo waswas. Sapos i gat wara blo waswas em gudpela.*




Shower may be "bucket" and/or unroofed, screened outdoor, but basic shower stall provided including dry area and shelf to put clothes and dress with privacy. Guests provide own towel or towel/soap. *Yu ken kamapim hap blo waswas we ol man usim baket blo kapsaitim wara. Yu mas wokim banis blo hap waswas na wanpela samting blo hangamapim kolos na oli ken senisim kolos.*




Flush toilets (to septic or other treatment). Toilets quality ceramic with quality seats. Hot/cold shower in private ensuite or two room shared facilities. Quality towels, hand towels and soap provided in bathrooms. *Yu mas wokim gudpela toilet olosem lo hotel. Sia blo sidaun na rausim pekpek i mas gudpela olosem lo hotel. I mas gat wara blo waswas, hot na kol wara insait lo wanpela rum tet. I mas gat gudpela laplap blo draim sikin na kilinim sikin na sop blo waswas.*


Location Ples




Waterways *Ples blo wara i ron.* All buildings (built after 2011) are at least 10m away from a flowing creek/river and not located on a drainage line. *Ol haus yupela wokim bihain lo yia 2011 i masstap longwei lo ol wara, 10 mita samting na ino klostu lo paip blo rausim wara.*




Clearing *Hap giraun em kilin olosem i nogat bus or diwai.* From 2011, no new clearing of forest has been undertaken for the campsite. *Stat lo yia 2011, nogat wanpela wok lo rausim ol bus na diwai lo hap ples we ol turis i save sidaun na silip.*



Slope *Ol giraun we wanpela said i go antap, narapela said i go daunbilu.* All buildings (built after 2011) are on slopes less than 20 degrees. *Olgeta haus kirap bihain lo 2011 oli sanapim antap lo giraun we ino winim 20 digris.*




Drainage. *Ol paip samting blo rausim wara.* The site has adequate drainage, flat areas (e.g. campsites) have drainage so they do not become waterlogged/muddy during wet weather. *Ol giraun blo ples silip, emi mas gudpela na flat na ino ken kisim bagarap lo wara samting lo taim blo ren.*




Benching/cut/fill. *Ol wok blo streti graun o wokim ol kain banis blo graun blo rausim wara i go.*
Any benching and cut/fill has berms or drains cut in above to divert water flow around. Any areas of fill are compacted and banks are grassed/rock covered and not eroding. *Lo ol hap giraun blo silip blo ol turis, imas gat baret samting blo kisim wara i go, abrusim plis silip. Ol kain samting olosem i mas pas strong na giras karamapim.*




Sense of Place Gudpela Ples

- 


Signage *Putim wanpela toksave lo Tok Pisin lo nem blo dispela hap.* There is a sign on the main building or entrance with the name of the campsite/hut/guesthouse/lodge. *Wanpela notis or toksave mas istap lo bikpela haus silip lo nem blo dispela hap.*

- 


Entrance/gate. *Lo hap blo go insait lo camp.* Unless part of a village, an entrance gate, signs or garden beds show the entrance and welcome guests to the guesthouse. *Lo piles silip, samting olosem banis, ol notis toksave o naispela gaden flaua em ol gudpela samting blo welkam lo turis.*

- 


Colours. *Ol kala.* Colours of buildings are structures match the surrounding environment. Where tarpaulins must be used green or grey is preferred instead of blue. From 2013 blue or other brightly coloured tarpaulins is not used. *Kala blo ol haus blo haus pasindia blo yupela i mas wankain ol kala lo ol bus na diwai flaua lo dispela hap. Ol hap kanvas or tarp em mas kala grin o grey, ino blu or strongpela lait kala. Stat lo 2013, i tambu lo usim kanvas i blu or ol strongpela kala.*

- 

Materials. *Ol samting blo wokim ol haus.* Natural materials and colours used, brightly coloured material avoided. Large reflective surfaces are not used (e.g. large glass panels and bright metal roofs/walls). *Usim ol kain kala blo peles, no ken usim ol strongpela bit kala. Tu, no ken usim ol bikpela samting lo glas o strongpela kala lo hap kapa.*


- 

Views. *Ol hap blo lukluk.* Wherever possible views of the local landscape and topography are offered and made a feature of in location of buildings, campsites, verandas and windows. *Traim na wokim ol haus pasindia bai gat gudpela lukluk lo bus na maunten*


- 

Smells *Ol simel nogud.* There are no odours from rubbish, burning plastic or pit toilets. *No ken kukim pipia o botol, na lukluk gud lo ol toilet na septik bai nogat simel nogud kamap.*


Grounds Lukluk Plo Ples

- 


Landscaping. *Lukaut blo hap blo peles silip o camp.* Gardens. *Ol gaden* Local forest or village landscape. *Ol naispela flaua samting banisim peles silip.* Mostly native forest clearing with limited planting. Grassed camping areas maintained as lawn. *Peles blo silip i mas stap insait lo bus na rausim ol diwai inap lo wokim haus pasindia. Ol hap klostu lo haus, naispela gras olosem hap bilo sidaun*

- 


Garden around guesthouse neatly trimmed, lawn and some shaded areas provided. *Lukaut gud lo gaden or ol flaua, na wokim sampela hap autsait lo haus we san i no strong.* Mostly native forest clearing with limited planting. Grassed camping areas maintained as lawn. *Peles blo silip i mas stap insait lo bus na rausim ol diwai inap lo wokim haus pasindia. Ol hap klostu lo haus, naispela gras olosem hap bilo sidaun*

- 


Landscaped grounds and gardens with extensive shade. *Mekim na ol gaden lo hap blo haus slip i mas nais na sampela diwai istap blo pasim strong blo san.* Landscaped gardens using native or locally used tropical plants including flowers, palms and bushes. *Peles blo silip i mas stap insait lo bus na rausim ol diwai inap lo wokim haus pasindia. Ol hap klostu lo haus, naispela gras olosem hap bilo sidaun.*

- 


Pathways. *Rot blo wokabaut.* Natural surface trip hazards common. *Mekim sampela liklik samting blo halivim wokabaut blo ol turis.*

- 


Pathways. *Rot blo wokabaut.* Natural surface, some protection (e.g. step stones) in muddy areas (e.g path to toilet). Some small trip hazards. *Hap blo wokabaut klostu lo haus, halivim wokabaut olosem ston lo hap graun i wel.*

- 


Pathways. *Rot blo wokabaut.* Formed pathways for all common routes for guests using stepping stones, compressed gravel, concrete, pavers, boardwalk or similar. *Some small trip hazards. Wokim gudpela rot wokabaut blo ol turis.*

- 

Pathways. *Rot blo wokabaut.* Formed pathways for all common routes for guests using stepping stones, compressed gravel, concrete, pavers, boardwalk or similar. No trip hazards, particularly for routes used in the evening (e.g. from common building to cabin etc.). *Wokim ol liklik rot wokabaut na stretim graun bai no ken gat bagarap kamap sapos man meri wokabaut*

- 

River/creek access. *Blo go lo hap blo wara.* Scramble up/down bank. *Wokim hap blo wokabaut i go daun lo wara*

- 

River/creek access. *Blo go lo hap blo wara.* Basic steps cut into earth bank and or stones logs placed to form steps. Where river/creek is used for bathing, stones/logs placed to provide stable area for bathing. *Katim hap blo wokabaut i go lo ples waswas. Usim siton o hap diwai blo halivim ol man lo waswas lo wara.*



	River/creek access. <i>Blo go lo hap blo wara</i> . Formed pathway to safe swimming location(s) at nearby creeks and rivers. <i>Wokim rot wokabaut i go lo gudpela hap blo waswas</i>
	Animals. <i>Oi pik dok pusi kat na kakaruk</i> . Animals (including dogs, cats, pigs and chickens) are kept out of guest buildings. <i>Pasim ol pik, dok, pusi kat na kakaruk, no ken kam insait lo hap blo turis</i>
	Animals. <i>Oi pik dok pusi kat na kakaruk</i> . Animals (including dogs, cats, pigs and chickens) are kept out of gardens and all guest areas. <i>Pasim ol pik, dok, pusi kat na kakaruk, no ken kam insait lo hap blo turis</i>
	Fences. <i>Oi banis</i> . Unless in a village location, hedges, fences, creeks, forest edge, logs etc. delineates site. <i>Usim ol samting blo ples lo banisim hap blo silip,</i>
Building Aspects <i>Plan Blo ol Haus silip</i>	
	Building Design Concept. <i>Plan blo ol haus silip</i> . Local style win haus. <i>Oi haus silip mas bihainim kain lukluk blo haus win</i>
	Building Design Concept. <i>Plan blo ol haus silip</i> . Purpose built building using local materials (often with design changes such as veranda, rooms with doors etc.). May be in the form of a win haus or in other style. <i>Oi haus silip, yupela mass usim ol kain diwai samting blo ples</i> . Building larger than usual house, although may use similar design elements. <i>Haus emi mas bikpela moa lo ol haus blo silip blo yupela, tasol bihainim ol kain lukluk blo ples</i>
	Building Design Concept. <i>Plan blo ol haus silip</i> . Main facilities building with lounge/veranda/dining areas, bedroom as separate cabins or as part of main building. May use elements of traditional design and may also use other aesthetically pleasing design that is not a dominant scenic alteration. <i>Haus lodge mas gat bikpela haus blo sidaun na malolo na kisim kaikai. Oi silip em lo narapela haus. Usim ol kain tingting blo peles o ol naispela tingting bai hap blo stap em gudpela.</i> Architectural design using elements of local design features and bush materials but also embodying solar design principles, shaded windows breezeways, verandas etc. <i>Plan blo haus silip na kamp i ken usim ol samting blo ples tasol usim tingting blo mekim na ol haus i kol liklik</i>
	Roofs and Walls. <i>Oi banis na ruf blo ol haus</i> . Roofs local thatch, walls woven or bush rough swan timber. Minor leaks in heavy rain okay (not above bed!). <i>Usim ol samting blo ples taim yu mekim ol banis na ruf. Ruf i mas strongpela, nogud ren pudain insait lo haus.</i>
	Roofs and Walls. <i>Oi banis na ruf blo ol haus</i> . Roofs may be thatch, but iron or plastic best. No leaks. Exposed roof trusses/bearers etc. <i>Mekim ruf blo haus em strong na ren noken bagarapim ol hap insait lo haus.</i>
	Roofs and Walls. <i>Oi banis na ruf blo ol haus</i> . Roof iron or plastic, may have architectural treatment (e.g. be thatch covered). <i>Wokim ruf blo haus lo kappa or plastic, tasol sapos yu laik, yu ken karamapim dispela lo ol lip or gras kunai.</i>
	Floors. <i>Oi flua</i> . Bare earth floors acceptable for dining house and cooking house. Bush sawn floor boards, gaps in floors acceptable, nails may protrude, floors may creak and move underfoot. Likely to have trip hazards and uneven surfaces, footwear required at all times. <i>Insait lo haus blo kaikai, giraun em kilin na strongpela em orait. Sapos haus i gat sampela hap ino gudpela tumas, putim tok lukaut olosem turis mas usim su o karamapim lek taim em wokabaut</i>
	Floors. <i>Oi flua</i> . Bush sawn floorboards, a few gaps acceptable, nails punched, floors have minimal creak and movement underfoot. Woven mats or vinyl sheet laid in bedrooms. Only occasional trip hazards. <i>Insait lo haus blo kaikai, giraun em kilin na strongpela em orait. Sapos haus i gat sampela hap ino gudpela tumas, putim tok lukaut olosem turis mas usim su o karamapim lek taim em wokabaut</i>
	Floors. <i>Oi flua</i> . Tiles, polished timber and other quality surfaces used in most areas. Some more rustic flooring OK for common areas and semi-outdoors (e.g. verandas and patios). No trip hazards. <i>Lo rum silip, usim ol naispela samting. Lo ples bung or sidaun na malolo, em orait lo usim ol kain samting blo ples.</i>
	Roofs. <i>Oi ruf</i> . Roofs of win houses are mostly water proof. Roof of trekkers hut is water proof and has no leaks. <i>Lo ol haus win, pasim ol hol bai nogat ren pudaun insait.</i>
	Roofs of dining and cooking houses, and guesthouse bedrooms are water proof and have no leaks. <i>Lo ol haus win nap les silip, pasim ol hol so bai nogat ren pudaun insait.</i>
	Roofs of all buildings are waterproof and have no leaks. <i>Lo ol haus win nu haus stip, mas pasim ol hol bai nogat ren pudaun insait.</i>




	Steps, Stairs and Ladders. <i>Ol step.</i> Bush material ladder acceptable. <i>Yuken usim samting blo bus lo wokim ol step.</i>
	Only steps used to access building more than 1 metre above ground. Steps at least 10 cm deep (best 30 cm) , 50cm wide (best 70cm) and with spacing maximum 300 mm. Steps should have a flat surface but may be made from rough sawn materials. Hand rails desirable. <i>Sapos lo hap blo go insait lo haus i gat step, ol step em mas 10cm na 50cm na ol step wanwan i mas gat spes olosem 30cm. Gudpela sapos i gat hap diwai blo holim taim step i go antap</i>
	Only steps used to access second storey. Steps at least 10 cm deep (best 30 cm) , 50cm wide (best 70cm) and with spacing maximum 300 mm. Steps should have a flat surface but may be made from rough sawn materials. Hand rails essential. <i>Sapos lo hap blo go insait lo haus i gat step, ol step em mas 10cm na 50cm na ol step wanwan i mas gat spes olosem 30cm. Gudpela sapos i gat hap diwai blo holim taim step i go antap</i>
	Only steps used (no ladder). Steps at least 150mm wide with a maximum rise of 200mm with the "tread" or "going" 250-300 mm. Steps should have a flat surface. Steps at least 60cm and preferably 70cm or more wide. All stairs have hand rails. <i>Sapos lo hap blo go insait lo haus i gat step, ol step em mas 10cm na 50cm na ol step wanwan i mas gat spes olosem 30cm. Gudpela sapos i gat hap diwai blo holim taim step i go antap</i>
	Windows. <i>Ol windo.</i> Open holes with shutters or fixed eaves. <i>Windo, i mus stap blo win lo kam insait, na mas gat samting blo passim.</i>
	Windows. <i>Ol windo.</i> Mostly glazed with insect screening, may be louvres or open with insect screening. <i>Ol windo, gudpela sapos usim glas na waia blo pasim binatang bai no ken kam insait</i>
	Ventilation. <i>Hol blo kol win.</i> As per normal village house design. <i>Bihainim ol kain plan blo haus blo peles</i>
	Ventilation. <i>Kol win.</i> Verandahs and additional ventilation included. <i>Wokim hap blo sidaun arere lo hap blo haus na mekim kol win i mas i stap</i>
	Ventilation. <i>Kol win.</i> Verandahs and additional ventilation included, breeze ways and solar design principles used. Ceiling fans in common areas and bedrooms for hot afternoons/evening may be provided. On hot evenings (above 26 degrees) power for ceiling fans provided overnight. <i>Usim ol kain samting blo mekim na ol haus i kol liklik. Sapos ples i save hat lo nait, usim pawa blo ol ruf fans lo nait inap lo san kam antap lo moning.</i>
	Lighting, <i>Ol lait.</i> Guest expected to have own torch. Trek tour operator provides lantern for dining area. No path lighting. <i>Ol turis mas holim sut lamp blo ol iet. Bos blo wokabaut em mas putim wanpela lamp lo hap blo kaikai.</i>
	Lighting, <i>Ol lait.</i> Guest expected to have own torch. Trek tour operator provides lantern for dining area. No path lighting. NOTE: Best practice is for lanterns and solar lighting in common areas and lighting (candle/lantern/solar light) available for bedrooms. Guest expected to have own torch. No path lighting. <i>Ol turis mas holim sut lamp blo ol iet. Bos blo wokabaut em mas putim wanpela lamp lo hap blo kaikai. Gudpela tru sapos i gat lait lo olgeta haus blo ol.</i>
	Lighting, <i>Ol lait.</i> Good lighting in all common areas. Room and bedside lighting in cabins (usually electric, but may be lantern or similar). Emergency torch provided on bedside table. Pathway lighting until "lights out" (10pm or later). <i>Lait i mas gudpela lo ol hap blo sidaun o kaikai. Insait lo rum silip, mas gat lait. Putim wanpela sutlamp klostu lo bed. Lait i mas wok lo ol liklik rot wokabaut inap 10 kilok nait.</i>
	Verandahs. <i>Ol hap blo sidaun arere lo haus.</i> Verandah or other covered changing area provided at entrance to guesthouse to allow boot and rainwear removal under cover. <i>Wokim ruf lo klostu lo bikpela haus blo haus pasindia na oli ken rausim su na ol kolos i wet.</i>
	Verandahs. <i>Ol hap blo sidaun arere lo haus.</i> Each guest cabin has a small verandah at the doorway, or a larger verandah along one side of the lodge building. <i>Olgeta haus silip wanwan i mas gat hap autsait na ruf antap, blo kisim win</i>
	Surfaces and finishes. <i>Ol kain lukluk lo haus.</i> Building bush material, natural surface (often muddy paths). Lo haus, usim samting blo ples. Giraun, graun stret.
	Surfaces and finishes. <i>Ol kain lukluk lo haus.</i> Bush materials in building but with floors and some key surface mats. <i>Usim ol lip na diwai blo ples lo wokim haus tasol ken usim ol mat lo karamapim ol flua..</i>



	Surfaces and finishes. <i>Ol kain lukluk lo haus.</i> Higher quality, some rough finish surfaces but mostly high standard paint, varnishes, stains used on timber and tiles/vinyl also used. <i>Ol haus, mas usim gudpela palang na gudpela tin pent o samting blo mekim ol haus i nais.</i>
	Decorations/Flowers <i>Ol bilas olosem flaua.</i> Decoration and flowers are used in common areas. <i>Bilasim ol haus na hap blo malolo lo ol flaua.</i>
	Furnishings. <i>Ol bilas samting.</i> Local woven mats. Bush materials furniture. <i>Usim ol mat kanda na lip samting. Ol sia na tebol, usim ol diwai blo ples</i>
	Furnishings. <i>Ol bilas samting.</i> Local woven mats, bush material furniture, comfortable lounge/setting furniture and some fabric (cushions and curtains). <i>Usim ol samting blo ples blo mekim ol bilas samting insait lo haus.</i>
	Furnishings. <i>Ol bilas samting.</i> Modest soft furnishings including lounge and seat cushions and scatter cushions. <i>Putim ol naispela samting blo bilasim ol sia samting blo hap blo sidaun.</i>
	Electricity. <i>Pawa.</i> Provided in bedroom from at least 0600 to 10pm. Where guests only overnight, provide overnight power for camera/phone battery charging. <i>Mas gat pawa lo rum silip stat 6 kilok moning igo inap 10 kilok nait. Sapos oli stap hia wanpela nait tasol, mas gat pawa bai ol turis givim pawa lo ol fon na kamera.</i>

Guest Room Rum Silip


	Bedroom. <i>Rum silip.</i> Open room in win haus. Preferably there is some form of room or changing area with at least curtain privacy. <i>Rum em op is tap insait lo haus win. Gudpela sapos hap blo senisim kolos na ol man ino inap lukim</i>
	Bedroom. <i>Rum silip.</i> Room(s) with some level of privacy. Minimum size for each bedroom 10m ² . <i>Ol rum silip we ol man i no inap lo lukluk insait. Ol rum imas bikpela liklik.</i>
	Bedroom. <i>Rum silip.</i> Lockable room with privacy or preferably separate cabin. Minimum size for bedroom 15m ² (plus ensuite), preferable 18-24m ² . Bed, two bed side tables, at least two chairs and preferably a lounge chair and coffee table included. Wardrobe with hanging space provided. <i>Rum i gat lok blo passim dua o wanpela liklik haus silip iet. Em mas bikpela liklik na igat hap blo waswas na pekpek. Mas i gat wanpela bed blo silip, tupela sia na bikpela sia na liklik tebol. Em tum as gut hap blo hangamapim kolos</i>
	Bedding. <i>Ol samting blo silip.</i> All bedding provided by guest. <i>Turis iet bai kisim ol samting blo silip i kam</i>
	Bedding. <i>Ol samting blo silip.</i> Basic bed platform or bed base provided at least 300mm above floor. Bed often only singles, although a mix of doubles and singles are desirable where there is room. Foam mattress, (preferably covered) provided. Best practice is pillows also provided. Guest provides own linen/sleeping bag. Mattresses and pillows regularly aired and kept insect free. <i>Bed blo silip mas i stap antap liklik lo plank blo flo. Bed inap lo wanpela or tupela manmeri na matres wantaim pilo bilong silip.</i>
	Bedding. <i>Ol samting blo silip.</i> Cabins have twin king single or queen size beds on proper bed bases. Quality foam or inner spring mattresses. Quality matching linen with bottom sheet, top sheet, pillow cases, throw over cover and light cotton blanket provided. <i>Ol liklik haus blo silip i mas i gat ol bed i bikpela on antap lo strongpela plank o aian, na gudpela matres. I mas gat gudpela laplap blo karamapim bed na man husat i silip. Em tu, sikin laplap blo pilo na blanket tu.</i>
	Insect Protection. <i>Sampela samting blo passim binatang na lang no ken bagarapim ol manmeri.</i> Best practice is a mosquito net permanently fitted around bed. <i>Gudpela pasin em lo banisim bed antap na babautim lo uben blo passim binatang no ken kam insait</i>
	Insect Protection. <i>Sampela samting blo passim binatang na lang no ken bagarapim ol manmeri.</i> Cabin insect proof screens and or a quality mosquito net permanently fitted over bed. <i>Ol banis pasim ol dua na windo lo haus silip, na binatang no ken kam insait, sapos nogat, mas banisim bed antap na babautim lo uben blo pasim binatang no ken kam insait</i>
	Door/curtain/privacy. <i>Dua or wanpela laplap blo pasim na ol narapela man no inap lukluk insait.</i> Some form of changing room or curtained area is desirable. <i>Wanpela samting blo mekim hap blo senisim kolos na ol narapela no ken lukim</i>



Door/curtain/privacy. *Dua or wanpela laplap blo pasim na ol narapela man no inap lukluk insait.* In larger bedrooms for many guests changing room or curtained area is desirable. Or smaller bedrooms with doors are provided. *Lo ol bikpela rum silip, i mas i gat hap blo senisim kolos na ol narapela no ken lukluk. Sapos rum em liklik i mas i gat dua*




Door/curtain/privacy. *Dua or wanpela laplap blo pasim na ol narapela man no inap lukluk insait.* Each cabin has own lockable door, and curtains/shutter/closable louvers for any window which could allow sight into to room. *Olgeta haus slip wanwan i mas gat dua man i ken pasim o lokim. Na laplap or samting blo haitim ol hap blo lukluk insait*



Lighting/torch. *Lait or sut lamp.* Shelves for torch or lantern provided, places for lantern to hang (e.g. nail on beam/rafter). *Ol palang or samting blo hangamapim lait, olosem nil antap lo palang.*



Lighting/torch. *Lait or sut lamp.* Lighting in bedroom provided, preferably bedside lights. *Lait insait lo rum silip, moa gud sapos lait istap klostu lo bed blo silip.*



Security. *Ol wasman o sekuriti.* Best practice (desirable) is lockable bedrooms or a locker for guest to keep valuables. *Gudpela tru sapos ol rum silip i mas gat dua wantaim lok. Nogat, mas i gat liklik bokis na ki blo haitim ol gudpela samting olosem kilok o moni.*




Security. *Ol wasman o sekuriti.* Bedroom is lockable. *Rum silip em mas gat ki so dua i ken pas gud, na stilman i no inap kam insaid.* Best practice (desirable) is lockable bedrooms or a locker for guest to keep valuables. *Gudpela tru sapos ol rum silip i mas gat dua wantaim lok. Nogat, mas i gat liklik bokis na kei blo haitim ol gudpela samting olosem kilok o mani*


Common Areas *Main Rum*



Tables. *Ol tebol.* Tables provided may be made out of bush materials. Tables should be 70-80cm above the floor. *Ol man i ken usim ol lip blo bus blo mekim tebol.*




Tables should be 80cm above the floor. Tables are sturdy and have flat, smooth areas (although may still be made out of bush materials and or rough planks). *Ol tebol em mass tap antap liklik, olosem 70 o 80cm antap lo flo or as blo haus.*



Seats *Ol sia blo sidaun.* Seats should be 45-55cm above the floor. Seats should be at least 20 cm wide. *Ol sia i mas stap antap liklik olosem 45 o 55cm antap lo flo or as blo haus. Ol sia i mas 20cm samting lo wanpela said.*



Seats *Ol sia blo sidaun.* Seats should be 45-55cm above the floor. Seats should be at least 20 cm wide. As well as any long table style seating (e.g. along verandas) there should be comfortable single seat chairs and tables. *Ol sia i mas stap antap liklik olosem 45 o 55cm antap lo flo or as blo haus. Ol sia i mas 20cm samting lo wanpela said. Sapos i gat longpela tebol, i mas gat ol gudpela sia inap lo wanpela man tasol na ol tebol tu.*




Lounges. *Hap blo sidaun na kisim win.* Lounge chairs are provided for common areas. *Gudpela sapos wanwan sia istap lo hap blo sidaun na kisim win*




A small reference library of information on the Kokoda Track, PNG culture and local wildlife is provided. *Liklik rum blo holim ol buk na save lo Kokoda Trek na pasin tumbuna blo PNG na ol kain pisin na pik na kapul samting lo dispela hap*


Toilets *Toilet*




Location. *Hap blo haus pekpek na pispis.* 30m from the nearest drainage line. 50m from a creek/river. *Mas stap longwei lo wara na long ol baret.* Desirable: 50m from any drainage line. *Gudpela sapos haus pekpek is tap longwei olosem faivpela ten mita lo ol baret na wara.*




Orientation. *Sidaun blo ples blo silip.* Site allows privacy. Desirable: On forest edge or overlooking valley, gully or creek. *Hap ples blo silip em mas stap longwei lo ol man blo peles. Gudpela sapos em stap antap lo ol ples daunbilo o wara samting, na arasait liklik lo bus.*




Site. *Peles blo stap na silip na kaikai.* Flat or gently sloping, mounded so no stormwater flows over. Desirable: Berm/bank uphill to divert stormwater and site mounded or flat. *Giraun blo silip i no ken stap lo hap blo wara iron. Moa gud em giraun antap na wara i no ken bagarapim ples silip.*




Pit. Hol blo manmeri turis i ken pekpek or pispis. At least 1.5m deep and at least 0.5 m above ground water. At least 0.75m diameter. *Em mas 1.5 mita insaid lo giraun na emi mas stap antap lo wara insaid lo giraun.*
Desirable: 2 m deep, 1.2 m above ground water and 1m diameter. *Gudpela sapos hol emi daunbilo lo giraun olosem tu mita. Em i mass tap 1.2 mita antap lo wara insaid lo giraun. Em mas bikpela olosem wan mita lo tupelo hapsaid.*




Access pathway. *Liklik rot blo kam lo peles silip.* Defined path, steps in sloping ground, steps in muddy areas. *Liklik rot wokabaut lo hap maunten o giraun emi wel.*
Desirable: Gravel path, stepping stones and stone/timber steps. *Gudpela sapos rot wokabaut lo peles silip e mi mas gat siton or palang bilo halivim wokabaut*




Pedestal/Bench. *Haus pekpek* Each site/guesthouse must have at least one toilet with a pedestal seat or bench to allow sitting use. *Olgeta haus silip em mas igat wanpela sia or palang blo sidaun na rausim pekpek.* Hole below pedestal to have no obstructions to pit. *Hol blo rausim pekpek na pispis i mas op gud*




Seat. *Sia blo sidaun.* Smooth timber surface or plastic seat, 40 cm to 50 cm above floor level. Seat is a minimum of 35 cm wide and 45 cm long. *Hap bilo sidaun em mas gudpela diwai or kanda na imas stap antap olosem 40 inap 50cm. Hap blo sidaun imas 35cm bikpela na 45cm longpela.* Desirable: Seat has a tight fitting lid. *Moa gud sapos sia imas pas gud antap.*




Squat toilets. *Ol hap blo rausim pekpek we inogat sia blo sidaun.* Hand holds on side for trekkers not used to squat toilets. *Ol turis o waira i laik pekpek o pispis imas gat ol hap blo holim na noken pudaun.*



Toilet paper *Pepa blo rausim pekpek.* Small shelf or log near pedestal to allow trekkers to place toilet paper on whilst toileting/dressing. *Liklik palang o diwai blo sanapim pepa blo rausim pekpek lo baksait.*




Toilet paper *Pepa blo rausim pekpek.* Toilet paper provided in holder (paper can be brought by tour operator). *Pepa mas stap insait lo wanpela karamap. Bos blo ol turis i ken kisim dispela pepa i kam.*




Lighting. *Lait.* Small shelf or log placed near pedestal to allow placement of torch for night time use *Liklik diwai or palang bilo holim sutlamp blo wokabaut lo tudak.*



Lighting. *Lait.* Solar lighting installed. *Mas gat lait kamap lo masin oli kolim Sola.*




Male/Female. *Haus pekpek blo man o meri* There is no great demand for male/female toilets, but if two are provided one toilet can be designated womens whilst mixed groups visit. *Sapos igat tupela haus blo pekpek na pispis, ol meri ken usim wanpela. Sapos wanpela haus tasol, man na meri i ken usim.* Desirable: Male and female toilets provided. *Moa gud sapos i gat tupela rum olosem, wanpela blo meri, wanpela blo man.*




Trekker/porter toilets. *Hap blo pekpek na pispis blo ol turis wokabaut na blo ol wokman or man karim kago blo ol.* It appears that porters wish to use their own toilet. Where there are space constraints, or advanced disposal/treatment options are used (e.g. composting) only one toilet is required. Separate toilet(s) provided for the porters. *I luk olosem ol wokman laikim haus pekpek blo ol iet. Sapos dispela hap ino bikpela o i hat tumas, wanpela haus blo rausim pekpek em orait.* Separate toilet(s) provided for the porters. *Ol wokman i mas gat wanpela hap blo ol iet blo rausim pekpek na pispis*




Pit ventilation. *Win blo rausim simel o sting.* Pedestal has a lid to ensure flies and other insects cannot enter pit. *Bokis blo holim pekpek i mas pas gud lo pasim ol lang no ken go insait.* Desirable: Pipe to ventilate pit (with fly screening at top of pipe) is used and toilet house is ventilated. Pipe at least 100mm diameter, at least 50 cm above the roof and has fly screening at top. *Gudpela sapos usim paip blo rausim simel, na ai blo paip mas pasim lo waia blo pasim lang. Ai blo paip em mas bikpela olosem 100mm diameter na stap antap lo ruf olosem 50cm na pasim antap wantaim waia blo pasim lang.*




Building Roof. *Ruf blo haus pekpek.* Roof is at least 180cm above ground (over at least 0.75 m wide and 1m in front of pedestal).Roof is water proof and does not leak. *Ruf i mas moa long 180cm antap lo giraun. Ruf imas 750cm longpela na wan mita i go pas lo sia blo sidaun. Ruf i mas strong na nogat hol.*



Door *Dua.* A closing door is provided to provide privacy. Door may be tarpaulin/plastic material. Door minimum dimensions 50cm wide by 180 cm high. *Dua i mas pas gud, nogud bikhet man lukluk insaid. Dua ken wokim lo kanvas or gumi ol kolim Plastik. Dua imas bikpela olosem 50cm na antap olosem 180cm.*




Window/ventilation. *Windo o hap blo win i go kam.* Ventilation is provided up high (e.g. above door or under roof eave). *Mekim hap antap blo kol win i go kam, olosem antap lo dua o ananit lo ruf.*




Walls *Oi banis lo rum*. Walls provide privacy and keep out rain.

Oi banis lo rum em blo pasim ren na pasim lukluk blo oi narapela man




Floor *Flua*. The floor is dry and clean. Preferably timber or cement slab, rather than compacted dirt.

Desirable: Floor is sealed (painted timber), fibreglass, cement or cement sheet.



Cleaning. *Kilininim oi samting*. The seat and lid are clean and have no faeces or dried urine. The inside of the pedestal is cleaned regularly to reduce "stuck" waste. *Sia na ai blo sia i mas kilin gud na nogat samting blo pekpek or pispis. Wokman mas kilin insaid lo hol blo rausim pekpek samting*. Desirable: Bleach is used to clean the seat and lid of the pit toilets. *Gudpela sapos usim Zixo o White King blo kilininim sia sidaun na karamap blo sia*.




Handwashing *Marasin blo wasim han*. A handwashing bowl, bucket etc. is placed near the toilets or in a common area (e.g. outside the dining hut). *Putim pilet o baket klostu lo haus blo rausim pekpek*




Handwashing *Marasin blo wasim han*. There is a hand washing basin is located near the toilets (or part of an ensuite). *Putim wanpela sink blo wasim han klostu lo ples blo rausim pekpek o pispis*.

Bathing/Shower *Hap Blo Waswas*



Bathing Area. *Hap blo waswas*. There is a bathing area, as a shower or private location on a creek. *Makim hap blo waswas olosem lo ples wara or riva, na nogat narapela manmeri i stap*.



Bathing Area. *Hap blo waswas*. There is a shower area, with running water and privacy screen. Roof is desirable but not essential. *Yu mas redim hap blo waswas, olosem tap wara na laplap o kanvas blo pasim ai blo oi narapela man*. Best practice is a separate dry area, outside of shower area but within privacy screen to dress. *Gudpela moa sapos klostu lo rum waswas i gat wanpela hap i no wet na manmeri ken senisim kolos*.



Bathing Area. *Hap blo waswas*. There is a shower area, with running water and privacy screen. Roof is desirable but not essential. *Yu mas redim hap blo waswas, olosem tap wara na laplap o kanvas blo pasim ai blo oi narapela man*. Best practice is a separate dry area, outside of shower area but within privacy screen to dress. *Gudpela moa sapos klostu lo rum waswas i gat wanpela hap i no wet na manmeri ken senisim kolos*.




Cleanliness. Clean floor and walls. *Climpla floa na wol*.



Cleanliness. A high level of hygiene and cleanliness is maintained. *Guppela condisen blo stap clin mass tap oftaem*.



Floor/ground *Giraun or flau (floor)*. Natural surface. *Giraun stret*



Floor/ground *Giraun or flau (floor)*. Stones or timber placed to ensure a flat, not slippery surface for bathing/showering. *Usim siton o diwai antap lo giraun, nogud manmeri pudaun na kisim bagarap*



Floor/ground *Giraun or flau (floor)*. Tiles, pavers, grouted stones concrete, fibreglass or timber used to make a safe, non-slippery shower stall. *Hap blo waswas, lek mas sanap antap lo strongpela giraun, olosem simen, diwai, brik, siton samting*.



Drainage. *Rot blo rausim wara*. Natural drainage, although if possible a drain or rocks placed to ensure relatively dry not muddy/boggy surface. *Ples iet i mas drai gud. Sapos nogat, digim baret or usim siton baimbai giraun em drai blo wokabaut*



Drainage. *Rot blo rausim wara*. Shower water flows away in a constructed stone lined drain and away from the access path. Preferably to a reed bed, soakage trench or similar. *Wara blo waswas, em mas ron i go lo liklik baret na i go daun insaid lo wanpela hol o gudpela hap*.



Drainage. *Rot blo rausim wara*. Shower water is collected and treated as part of the grey water or sewage treatment system. *Wara blo waswas i mas go insait lo paip o tank blo usim wara gen or kilininim wara baimbai usim gen*.



Pathway. *Rot blo go lo hap blo waswas*. There is a clear path to the bathing/shower area. *Mas gat gudpela hap blo wokabaut go kam lo hap blo waswas*




Pathway. There is a well made pathway to the shower area which is not slippery and if boggy has stone or log steps. *Rot blo go lo rum waswas emi mas strong na drai, sapos giraun em ino strong, usim siton o diwai blo wokabaut*.



Pathway. *Rot blo go lo hap blo waswas*. Bathrooms would usually be en-suite or located within the lodge building. When in a nearby building, there is a well made pathway with path lighting. *Ples waswas mas gat gudpela wols na stap lostu lo lodge na mas gat gupela rot na lait is tap*.




	Privacy <i>Lukaut blo ol turis, na ol manmeri blo yumi no ken lukluk tumas lo ol.</i> Unless only a creek is offered, the bathing/shower area has some privacy. <i>Hap blo ol blo waswas, yumi mas banisim olosem yumi no nap lukim ol taim oli waswas.</i>
	Privacy <i>Lukaut blo ol turis, na ol manmeri blo yumi no ken lukluk tumas lo ol.</i> The shower area is well screened and offers privacy for guests. <i>Hap blo waswas, yumi mas wokim gudpela banis olosem yumi ol asples na wokman no ken lukim ol taim oli waswas.</i>
	Privacy <i>Lukaut blo ol turis, na ol manmeri blo yumi no ken lukluk tumas lo ol.</i> The bathroom offers complete privacy. <i>Yu mas wokim wanpela rum waswas na narapela man ino nap lukim ol</i>
Safety and Hygiene <i>Sefpla na Clinpla Wei</i>	
	Communications. <i>Fon o redio.</i> Mobile phone if available. <i>Gudpela sapos i gat mobail fon</i>
	Communications. <i>Fon o redio.</i> Mobile phone or satellite phone available for guests in emergency. <i>Gudpela sapos i gat mobail fon o satalait fon blo halivim ol turis sapos igat bikpela bagarap kamap</i>
	Trip hazards. <i>Ol bagarap i ken kamap.</i> Trip hazards are likely and guests must use sturdy footwear at all times. <i>I gat planti bagarap i ken kamap. Ol turis mas usim strongpela su blo wokabout lo olgeta hap</i>
	Trip hazards. <i>Ol bagarap i ken kamap</i> Trip hazards may be present and guests must use caution and some form of footwear at all times. <i>I gat planti bagarap i ken kamap. Ol turis mas usim strongpela su blo wokabout lo olgeta hap</i>
	Trip hazards. <i>Ol bagarap i ken kamap.</i> There are no trip hazards. <i>Lo dispela i nogat wanpela bagarap i ken kamap lo ol turis husat wokabout lo Kokoda.</i>
	Fire safety. <i>Lukaut gud lo taim blo mekim faia.</i> Best practice is smoke detectors in each room. <i>Gudpela tru sapos yu putim liklik masin insait lo ol rum wanwan, dispela masin i save simelim simok taim em liklik na pairapim bikpela karai</i>
	Fire safety. <i>Lukaut gud lo taim blo mekim faia.</i> Fire extinguishers and a fire alarm system are in place. <i>Mas gat ol botol blo marasin bilo kilim dai ol faia. Tu, wanpela samting blo kirapim bikpela karai sapos simok blo faia kirap</i>
	Water. <i>Wara.</i> Potable/drinking water is provided to each guest. A treatment system is in place (e.g. chlorination, UV or a sand filter) or only bottled water is used for drinking. <i>I mas gat gudpela wara blo diring. Dispela wara i mas kilin tru o yu ken kisim wara lo stoa we emi kilin tru.</i>
	Cleanliness and hygiene. <i>Pasin blo kilin.</i> Guest areas swept daily. <i>Yupela mas brum o kilin hap blo stap blo ol turis olgeta dei wanwan.</i>
	Guest areas cleaned daily. No vermin and only occasional flying insects (roaches etc.). Hygienic food preparation area, preferably set up as a kitchen, with sink/wash basin and drain. Food preparation tables/benches laminex/tile/stainless steel or gloss painted/varnished. <i>Kilinin hap blo ol turis olgeta dei. Hap blo rediem kaikai em mas kilin tru, na gudpela sapos i gat ol samting blo hausuk .</i>
	Full cleaning of bedrooms/cabins and common areas daily. No vermin or roaches seen by guests. Clean hygienic "commercial" style kitchen. Regular treatment to ensure no vermin or roaches. Fresh food refrigerated as required. <i>Olgeta dei wanwan, kilinin hap blo silip na hap blo sidaun kisim win. Rausim rat na ol binatang. Hausuk emi mas gudpela olosem hotel. Kaikai olosem mit na dring na bata na susu i mas stap insait lo bokis ais.</i>
	Food safety. <i>Lukaut lo kaikai</i> If meals are provided, the food preparation area is hygienic and at least one of the cooks has had food safety training. <i>Sapos yu wokim kaikai blo ol, hap blo rediem e mi mas kilin tru. Wanpela lo ok kuk i mas bin skul lo pasin blo lukaut kaikai na kilin pasin.</i>
	Food safety. <i>Laukatim blo kaikai</i> There is a high awareness and procedures are in place to ensure food safety in food storage meal preparation and general kitchen hygiene. <i>Yupela mas save gud tru lo pasin blo lukaut gud lo kaikai na pasin blo rediem kaikai blo ol.</i>
	Slaughtering/cleaning animals. <i>Blo kilim ol abus blo kaikai na rediem blo kaikai.</i> If any animals are offered (e.g chickens) there is a clean location to undertake butchering. <i>Sapos yu rediem kaikai olosem kakaruk o pik, i mas gat gudpela hap emi kilin tru blo kilim.</i>
	Emergency planning. <i>Redi blo taim nogud.</i> Basic medical/first aid kit on hand. <i>Redi wantaim ol liklik marasin blo liklik bagarap</i>




Emergency planning. *Redi blo taim nogud.* Dedicated emergency plan prepared and evacuation arrangements in place. Remote station medical kit on hand and at least one staff trained first aid officer. *Redi wantaim gudpela plan blo lukaut sapos bigpela bagarap na plan blo kisim ol man i go kamap lo Mosbi or hausik. Yu mas gat ol marasin blo stretim ol bagarap o sik kamap lo Kokoda wokabaut. Wanpela blo yupela i mas skul pinis lo pasin blo lukautim man i sik*

Food and Beverage *Kaikai na Wara Blo Drim*



Meals. *Kaikai* Guests or their tour operator provide food, cooked by guests or tour operator OR basic food stuffs provided to villagers who provide local food. Meals taken in common room, verandah or outside. *Kaikai, ol turis iet or kampani i lukautim ol, oli mas kam wantaim ol kaikai. Oli ken kam wantaim kaikai na givim lo ol man blo ples blo rediem.*



Meals. *Kaikai* Guests or tour operator provide food, cooked by tour guide or guesthouse in guesthouse "kitchen". If pre-booked, guesthouse caters. No menu choice (other than dietary requirements met where possible). Dedicated long table(s) provided in "dining room" for meals. Basic condiments (salt, pepper, tomato and chilli sauce etc.) provided (may be in manufacturers packaging. *Ol turis na kampani lukautim ol, oli bringim ol kaikai na oli kukim insait lo hauskuk. Sapos oli toksave pastaim, lain blo haus silip ken kukim kaikai blo ol. Ol bai sidaun blo kaikai lo wanpela rum iet . yu rediem sol, pepa na tomato sos samting*



Meals. *Kaikai* Quality meals provided using fresh local and imported ingredients. Limited menu choice and dietary requirements met. Often meals taken at long table with guest interaction, although option of private dining for couples should be available. Menu specific condiments provided in stylish serving bowls/jars. *Yu rediem gudpela kaikai na usim gaden kaikai n kaikai i kam lo stoa. Rediem tupela o tripela kain kaikai, na tingting lo sampela laik blo ol turis husat i no laikim abus o sampela kain kaikai. I mas gat sampela sos o sol na pepa blo putim lo kaikai, sapos oli laikim.*




Beverages *Ol dring.* Boiled/cooled water provided (guests can make own tea/ coffee/ softdrinks etc.). *Givim dispela kain wara we yupela kukim strong na bihain waram em kol liklik inap lo dringim.*



Beverages *Ol dring.* Tea/coffee provided (tea bag/instant coffee, powdered milk etc.). Cool drinks at room temperature available. Bottled water available for purchase. *Givim lip ti na kofi na Sunshine susu. Putim dring em kol liklik na wara insait lo botol blo baim.*



Beverages *Ol dring.* Tea/coffee provided (leaf tea in tea pot, plunger or espresso coffee). Fresh or UHT milk. Cool drink and a modest selection of alcoholic beverages provided chilled. Ice made with boiled/treated water available. Sealed bottled water provided in each room. *Givim lip ti na kofi insait lo sospan o botol blo gudpela kain kofi na susu i kam lo stoa. Rediem ol kol dring na sampela bia wantaim ais. Sapos ais, yu mas usim gudpela wara yu bin kukim blo rausim ol sik. Putim ol botol wara blo stoa lo ol rum silip wanwan.*




Crockery and glassware. *Ol plet na kap.* Basic (preferable matching set of crockery (plates, bowls, mug) and glasses provided. Set of cutlery for each guest. Placemats provided. *Yu rediem ol samting olosem plet kap na gilias blo drink na kaikai, naif na spun na fok blo katim na kaikai na ol liklik mat blo putim plet antap lo em*



Crockery and glassware. *Ol plet na kap.* Quality matching crockery, cutlery and glassware provided. Placemats or tablecloths and linen serviettes provided. *Yu rediem ol gudpela samting olosem plet kap na gilias blo drink na kaikai, naif na spun na fok blo katim na kaikai na ol liklik mat blo putim plet antap lo em*




Drinks. *Ol dring.* Hot and cool drinks are available all through the day (e.g in the lounge or dining area). *Insait lo haus pasindia i mas gat dring em hot na kol is tap redi lo san na nait .*




Food sources (local). *Kaikai blo ples.* Local food stuffs such as fruit and vegetables are offered to guests when available. *Kaikai blo ples olosem kumu na prut olosem banana na painap stap redi blo ol turis blo kaikai*




Food sources (local). *Kaikai blo ples.* Meals provided use Local food stuffs such as fruit and vegetables when available. *Ol kaikai yupela rediem blo ol turis, yu mas usim ol kaikai blo ples.*




Utensils, cutlery, crockery. *Plet kap na galas blo dring na kaikai.* If a self contained kitchen is included, utensils, cutlery and crockery should be provided. *Sapos i gat haus kuk blo ol turis i kam, putim ol plet kap, galas na spun na naif samting.*




Utensils, cutlery, crockery. *Plet kap na gilias blo dring na kaikai.* The lodge provides all necessary utensils, cutlery and crockery. Ideally crockery is matching. *Haus silip i mas rediem olgeta samting blo sidaun na kaikai. Ol plet na kap i mas wankain kala*



Seasoning etc. *Oi liklik samting blo halivim kaikai.* If meals are provided, condiments and seasoning should be provided (e.g. salt, pepper, chilli sauce etc.). *Sapos yu kukim kaikai blo ol, yum as givim sol na pepa, tomato sos na kain olosem*




Seasoning etc. *Oi liklik samting blo mekim kaikai teris gudpela.* Condiments and seasoning should be provided (e.g. salt, pepper, chilli sauce etc.). *Oi samting blo halivim lo kaikai olosem sol na pepa, tomato sos na chilli sos, yu mas rediem .*



Self contained facilities. *Sapos ol iet laik lukautim kaikai blo ol.* If self contained facilities are included, a sink, small fireplace/stove, bench/table and food storage should be provided. Where there is electricity a small refrigerator should be provided. *Gudpela sapos yu putim ol samting blo lukaut kaikai, olosem sink blo wasim plet na kap, ol samting blo kuk, tebol blo sidaun kaikai na ol bokis blo putim kaikai. Sapos yu gat pawa olosem genset, putim liklik bokis ais.*


Hospitality Gudpela Pasin Blo Lukautim Man



Decoration. *Oi gudpela bilas blo haus.* Some local handicrafts on display (may be for sale). Fresh flowers placed on bed for guest arrival. *Putim ol kain billum na kaving sapos oli laik baim. Putim flaua blo gaden klostu lo bed silip blo ol.*




Decoration. *Oi gudpela bilas blo haus.* Elegant display of quality local handicrafts and artworks to decorate common areas and rooms. Flowers and potted plants used to decorate common areas and guestrooms. *Bilasim ol rum blo haus pasindia lo ol kaving na piksa bilong hamasim ol turis. Sampela flaua na purpur insaid lo baket blo bilasim ol rum na ples kivung*




Welcome activities. *Oi welkam o tok halo.* When possible the guesthouse owner or manager welcomes guests. *Gudpela sapos bos blo haus pasindia i bungim ol turis taim oli kamap.*




Welcome activities. *Oi welkam o tok halo.* Guests are always welcomed, preferable with the welcome drink or other hospitality. *Bungim gud ol turis wantaim hamamas. Redim welkam drink or ol gudpela samting.*




Orientation. *Tok save lo ol samting lo hap blo yumi.* Tour operator's guides provide any site orientation required. *Oi go pas blo ol turis, oli kolim ol "guide", ol bai toksave lo ol turis lo ol samting blo ples blo silip na kaikai na ples blo yumi.*




Orientation. *Tok save lo ol samting lo hap blo yumi.* The owner or manager provides a a site orientation upon guests arrival. *Bos blo haus silip em bai toksave lo ol turis lo ol pasin blo stap wantaim yumi.*




Activities. *Oi kainkain wok o pilei.* Immersion in village life. Occasional spontaneous cultural activity. *Stap insait lo ol liklik wok blo ples.*



Activities. *Oi kainkain wok o pilei.* Immersion in village life Mostly some form of cultural activity. *Stap insait lo ol liklik wok blo ples. Kamapim ol wok pasin tumbuna blo hamamasim ol.*




Activities. *Oi kainkain wok o pilei.* Planned cultural events and displays as part of experience. *Rediem ol singsing tumbuna or narapela samting blo ples, na ol turis i ken hamamas lo en.*



Farewell activities. *Taim blo tok gudbai o oli lusim yumi.* When possible the guesthouse owner or manager, or other staff farewells guests. *Gudpela sapos taim oli go bek lo Mosbi, bos i ken stap na tok gudbai lo ol.*




Farewell activities. *Taim blo tok gudbai o oli lusim yumi.* Guests are always provided with a quiet farewell. *Taim oli lusim yupela blo go bek lo Mosbi, yupela mas tok gudbai gud.*



Guestbook/feedback. *Toksave lo wok blo yupela i kam lo ol turis.* If possible a guestbook is held to facilitate a record of guests and record any comments they may have. *Gudpela sapos yu putim wanpela buk istap, bai ol turis i ken raitim tingting blo ol lo lukaut yumi givim ol.*



Guestbook/feedback. *Toksave lo wok blo yupela i kam lo ol turis.* IA guestbook is held to facilitate a record of guests and record any comments they may have. Separate guest comment forms may also be available and comments requested on these. *Gudpela sapos yu putim wanpela buk istap, bai ol turis i ken raitim tingting blo ol lo lukaut yumi givim ol. Givim sampela pepa sapos oli laik autim tingting blo ol lo lukaut blo yumi.*




Staff presentation. *Lukluk na pasin blo ol wokman blo yupela.* Staff make themselves known to guests. *Oi wokman mas tok halo na sek han lo ol turis bilo hamamasim ol, na toktok gut lo ol.*




Staff presentation. *Lukluk na pasin blo ol wokman blo yupela.* Staff are well presented an mostly in a casual uniform. *Oi wokman blo yu i mas bilas gud na luk kilin.*

Sustainability Lukautim Ples Blo Stap Oltam




Water supply. *Wara.* Water from a creek, rainwater tank or village supply is available nearby. *Wara i mas istap. Kisim lo wara lo tang o raun wara klostu lo ples silip*




Water supply. *Wara.* Water from a creek, rainwater tank or village supply is available at the Guesthouse. A good supply of potable water is available (rain water in a tank or from a creek well above any village). *Wara i mas istap. Kisim lo wara lo tang o raun wara klostu lo ples silip. Gudpela wara blo dring em mass tap insaid lo tangwara or i kam lo hol blo wara sapos em stap antap tru lo ples blo ol man lo ples.*




Water supply. *Wara.* . A good supply of potable water is available (rain water in a tank or from a creek well above any village). *Gudpela wara blo dring em mass tap insaid lo tangwara or i kam lo hol blo wara sapos em stap antap tru lo ples blo ol man lo ples.*




Wastewater/toilets. *Wara nogud i kam lo hausuk o lo toilet (ples blo rausim pekpek or pispis).* Pit toilets are acceptable. Grey water (from kitchens etc.) is disposed of on gardens or forest (away from creeks. *Kain toilet blo ples, olosem hol blo pekpek na pispis, emi orait. Ol wara yu usim pinis lo taim blo kuk or wasim kolos yu mas rausim i go lo gaden of bus, longwei lo ol raunwara.*




Wastewater/toilets. *Wara nogud i kam lo hausuk o lo toilet (ples blo rausim pekpek or pispis).* For smaller or occasionally used guesthouses, pit toilets are acceptable. If more than 20 beds or the guesthouse hosts more than 2500 guest nights in a year a septic or more advanced treatment should be used. *Sapos haus silip blo yu em liklik, hol blo pekpek em orait. Sapos haus i gat moa lo tupela ten bed o sapos insait lo wanpela yia i gat moa lo tu tausen (2500 pipol) pipol i silip lo dispela haus, i mas gat gudpela toilets olosem long hotel lo Mosbi.*



Wastewater/toilets. *Wara nogud i kam lo hausuk o lo toilet (ples blo rausim pekpek or pispis).* Pit toilets may be used for small lodges (10 rooms or less), however it is preferable to have composting or septic with at least reed bed or aerobic sand filter final treatment. *Hol blo rausim pekpek na pispis em orait lo liklik haus pasindia, olosem tenpela rum. Tasol em gudpela sapos toilet i gat ol paip na samting blo mekim na pekpek emi no bagarapim ples.*




Energy. *Pawa.* Where possible renewable energy is used (e.g. solar lights, micro-hydro). If there is electricity used, energy efficient appliances are used. *Traim na usim ol gudpela samting blo pawa, olosem pawa kam lo wara, na pawa i kam lo san.*



Solid waste. *Ol pipia.* A rubbish pit for plastic, paper, cans, bottles etc. is dug away from water course (minimum 25m or 50m from a running creek). Earth cover is added to the pit. No plastic waste is burnt. *Ples blo holim ol pipia olosem botol, tin na pepa, digim hol longwei lo ol wara. Kapsaitim giraun antap lo pipia. No ken kukim ol Plastik botol na plastic pipia.*



A recycling program is in place and toxic waste (such as used batteries are removed and taken to a town landfill). *Tingting lo wei blo usim gen sampela samting. Na ol samting i gat poison o marasin nogud, rausim i go lo ples pipia lo taun, bai no ken bagarapim ples blo yu*



Firewood *Diwai* blo wokim faia. Firewood is provided in small bundles for use by trekkers, guides and porters. *Givim ol diwai blo wokim faia blo kuk.*



✓✘ Neat single room cabin, thatched roof, nice gardens and handrails on stairs. Roof covers stairs and allows a dry boot/rainwear removal but outdoor verandah to sit on.



✓ Prefabricated hut.



✓ Open ended gable allows ventilation.



✓ Open sided trekkers hut.



✘ Outdoor seat, but not covered so boot and rainwear removal is exposed to rain.



✓ Well maintained gardens. Thatched roof/gable end eave covers window, allow ventilation during rain.



✓ Very neat thatched roof, verandah for dining area to one side.



✓ Dining hut beside trekkers hut.



✓ Small, neat hut in Kokoda, outdoor dining area under verandah, neat gardens.



✓✘ Neat guesthouse/hut but now in some disrepair and in need of maintenance.



✓ Large eaves.



✓ Small covered eave over steps.



✓✘ Neat dining hut, bare earth floor, but good ventilation and neat wall cladding.



✓ Safari tent style hut, with canvas front "door".



✓ Different wall cladding, split timber and saplings.



✓ Split bamboo wall cladding, appear durable and longer lasting.



✓ Two storey!



* Simple dining hut using tarpaulin. No Blue Tarp after 2013!



✓ Woven pattern in wall.



✓ Covered platform near door allows backpack, boot and rainwear removal in rain.



✓ Great Signage



✓ Timber external cladding. Timber floor, nails need to be punched or they may puncture trekker's inflatable mattresses.



✓* Good ventilation, although lack of large eaves may allow rain inside.



✓* Great entrance and signage.



✓ Trekker hut window view of creek, large eave keep rain out.



✓ Simple, open trekkers hut.



✓ Pattern woven into interior walls.



✓ Open gable with long roof overhang allow ventilation and keep out rain.



✓ Safaris tent style cabin.



✓ Seat under eave allows boot putting on/removal out of rain, keep mud outside.



✓ Very neat wall cladding and floor.



✓ Doorway, entrance is tent style with bunk shade cloth stretcher beds.



✓✘ Galvanised sheet used for wall cladding, unsightly, but durable.



✓ Offset, but overlapping thatching on gable ends, allows ventilation but keep rain out.



✓✘ Woven sapling wall, neat bush planks floor. OK for Trekkers hut, not for guesthouse or lodge.



✓ Large open floor typical of trekker hut.



✘ Unfinished wiring/plumbing in bathroom. Unsafe and makes area unusable, even for a "bucket bath".



✓ Same building but looking other direction.



✓ Neat bracing of overhanging eaves.



✓ Neat woven wall treatment.



✓✘ Tarpaulin roofed dining house.



✓ Very neat dining hut.



✓ Neat, small trekker hut.



✓ Neat wall cladding, note use of vinyl on floor.



✓ Flat dry grassy area for campsite..



✓ Outdoor seat for a sunny day.



✓ Very good steps, well spaced, good bottom landing stone, just needs an outer handrail!



✓✘ Steps with landing, top step height mismatched to landing height (not an even spacing) and needs a handrail.



✘ Bottom step too high!



✘ Step slope too low.



✘ Step height uneven, top step mismatched and not level with floor. Middle step very narrow. These factors make this step a safety concern.



✘ Round steps in a ladder form, difficult for many trekkers to use.



✘ Steps do not have a landing and do not match the door.



* Bottom step uneven and moves, steps too far apart (in height) and a bit narrow.



Very well made steps.



✓ Steps on paths are important too, a good example of well constructed steep on a steep slope.



* Angle a bit too low and steps uneven with no flat surface make these difficult to use.



✓* Sturdy, bottom landing, good slope, good height. Could use a hand rail, but not essential for this height.



✓ Orohaven, "Honeymoon Suite", luxury!



✓ Guesthouse at Kokoda hospital.



* Steps a bit too narrow.



✓* Steps a bit too steep, but otherwise, good landing stones, good height and good tread/step width.



✓ Sleeping platform in trekkers/porter house.



✓ Mattresses up to air and mosquito nets hung in guesthouse.



✓✗ Mattresses in guesthouse.



✓ Vinyl floor.



✓ Bunk beds in hut.



✓ Sleeping platform and fireplace in trekkers hut/ porters house.



✓ Camp beds in dorm style guesthouse.



✓ Sleeping platform in trekkers hut. Mattresses on end platform.



✓ Simple bedroom in Kokoda guesthouse, bed bases, mattresses and mosquito nets.



✓ Mats on floor.



✓ One solution to providing a changing room.



✓ Sleeping platform in trekkers hut.



✓ Best practice outdoor shower: Grouted stone wall provides privacy, well drained stone floor, plants add to jungle feel. Towel rack and shampoo/soap holder.



✓ "Half water tank" screen for shower.



✓✘ Black plastic wall, tank above provides water pressure.



✘ Plastic walls again, aesthetics would be a lot nicer if woven mat walls.



✓ Gas hot water system, only possible at Kokoda where gas is available.



✓✘ Shower rose and well drained rock floor, dry space to change. Black plastic screen lets this otherwise nice shower down, woven matting would be ideal.



✘ Rough sun degraded tarpaulin, is unsightly, poorly drained floor would make using this shower unpleasant.



✓ Woven mat screen, well drained, hose for shower.



✓ Best practice shower stall.



* Rotting wall matting detracts from an otherwise spectacular view.



✓ Very good shower stall. Yellow plastic takes away from the very nice and practical arrangement.



✓ Shade cloth used to effectively screen shower, area inside for dry separate changing area and shower area.



✓ Outside dishes and handwashing station.



✓ Fibreglass shower stall in Kavelo Community Guesthouse.



✓ Looking inside, seat to put towel, clothes and change. Well drained rocks in outer area and timber grate on shower floor. Inner shower curtain. Soap/shampoo shelf.



✓ Integrated flush toilet with fibreglass shower stall behind (Kavelo Community Guesthouse).



✗ Very rough setup.



✗ Pipe in creek, pretty but no privacy.



✗ Reasonable design, black plastic could be replaced with woven mat or bush saplings.



✓ Corrugated iron sheets, good privacy. View over valley.



✓ Good rubbish pit.



✓ Bush materials screening!



✓ Timber floor is well drained.



✓ Good rubbish pit.



✓ A place to meet.



✓ Cooking house.



✓ Bush materials, but well laid out cooking house.



✓ Self contained kitchen in Kokoda guesthouse.



✓ Simple structure for combined cooking and dining.



✓ Well laid out dining house.



✓✗ Plumbed, tiled, sink in a cooking house, Kavelo.



✓ Very comfortable logs around fire for cooking, chatting and table at other end, best practice!



✗ Seat too narrow.



Dining house, Kavelo.



✓ Good arrangement of seat and table, can walk around behind people at table. If seat was 10cm closer it would be more comfortable to eat, read, write, chat.



✗ Bench seat against wall, table in middle, uncomfortable to eat at, cannot use for reading/writing etc.



✗ Very narrow seat, uncomfortable.



✓Cooking house.



✗ Comfortable seat but table too narrow.



✓ Very good seat and table in simple dining house.



✓Pizza oven in Kokoda guesthouse.



✗ Concrete moulded base and pedestal. Very difficult for trekkers/tourists to use. The hole is set back from the base and difficult to squat above. The "feet" are not located in placed in located most trekkers can put their feet!



✓ Normal flush toilet at Oro Haven



✗ Rough timber pedestal.



✓ Timber box pedestal.



✗ Rough timber pedestal.



✗ Hollow log pedestal.



✓✗ Various slot/squat toilets.



✘ .Wet/muddy floor.



✓ Good floor around toilet.



✘ Hole in floor not big enough!



✘



✓✘ .Typical plastic seat toilet, but wet floor?



✓ Barlow galvanised iron pedestal and plastic seat.



✘ .Rickety..unstable floor.



✘ KTA provided fibreglass floor/pedestal.



✓✗ .No door, concrete pedestal difficult to squat at or sit on.



✓ Well constructed toilet.



✓ Floor a bit small, but otherwise its great!



✓✗ .OK, but a bit too small.



✗ .Door?



✗ .Too close to creek?



✗ .Door too narrow, no ventilation and only plastic sheet door.



✗ .No door.



✓✗ .Plastic door only?



✗ .Plastic door



✗ .Good Rota-loo instructions.



✗ .Plastic walls, bush materials better.



✗ .Plastic door



✓.Great seat.



✓Good pit ventilation.



✗ .Good composting toilet, but maintenance needed.



✗ Need better walls than plastic, can use bush materials.



✗ .Unmaintained.



✓



✓



✘ .Hole too small. Retro-fitting the green plastic pedestal to squat toilet slots means waste is caught, unsightly and unhygienic.



✘ .Door is too narrow.



✘ .Creek/drainage line within 50m.

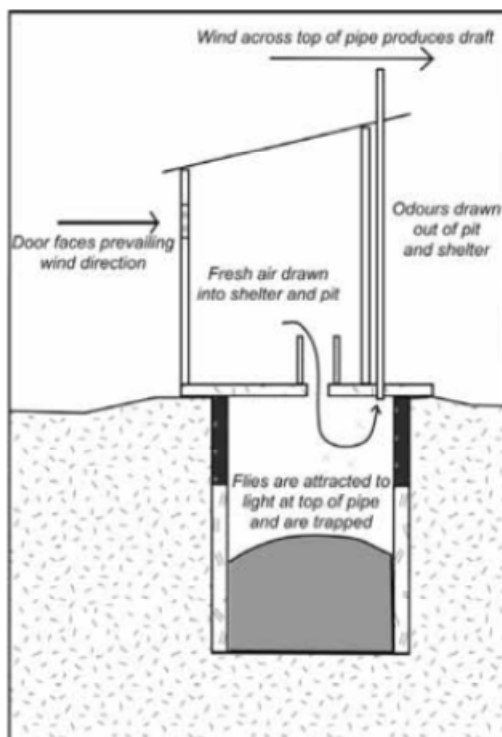


✘ .Uncovered squat pit toilets attract flies and other insects.



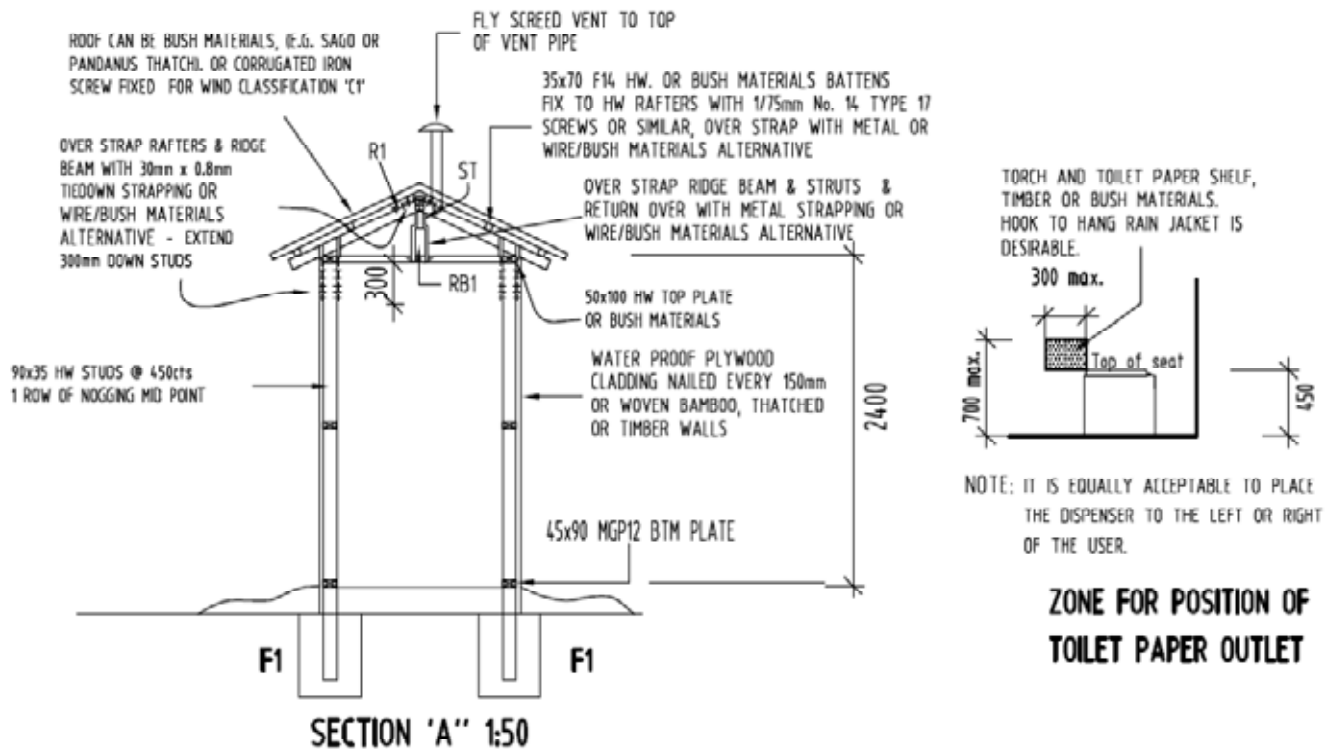
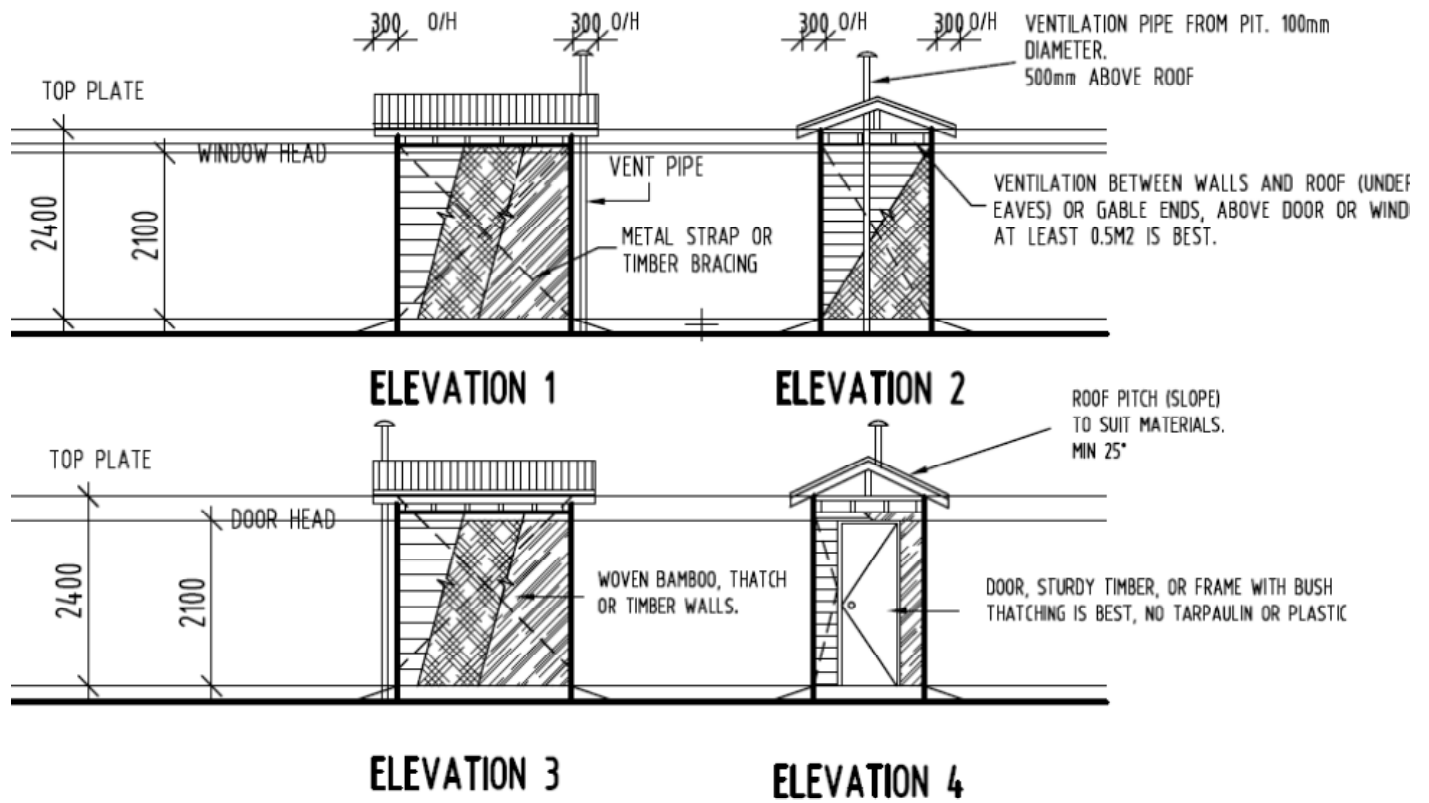
Toilet Design

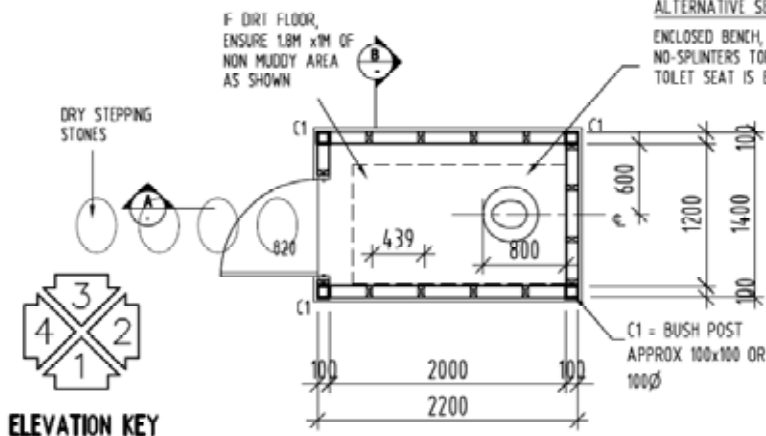
Overall Concept of a Ventilated Pit Latrine



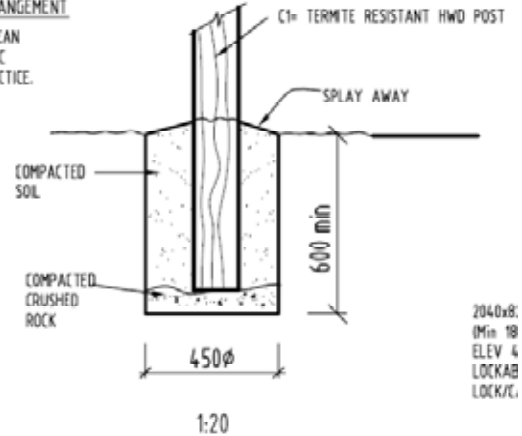
Location





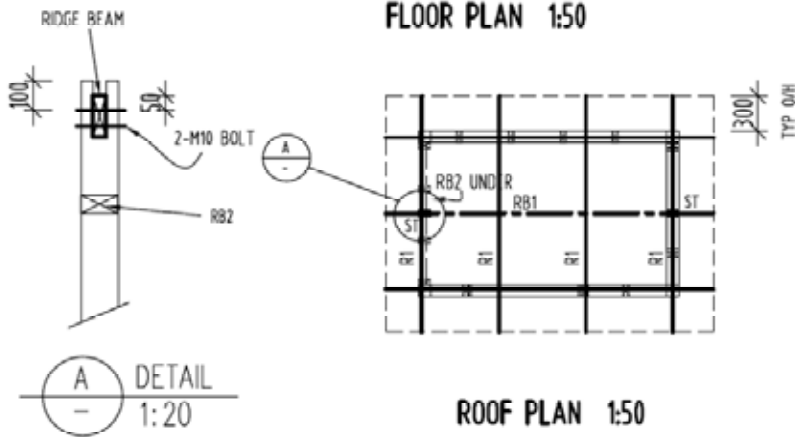


FLOOR PLAN 1:50



F1 - CORNER FOUNDATION 1:50

2040x8:
ØMin 18
ELEV 4
LOCKAB
LOCK/C.



ROOF PLAN 1:50

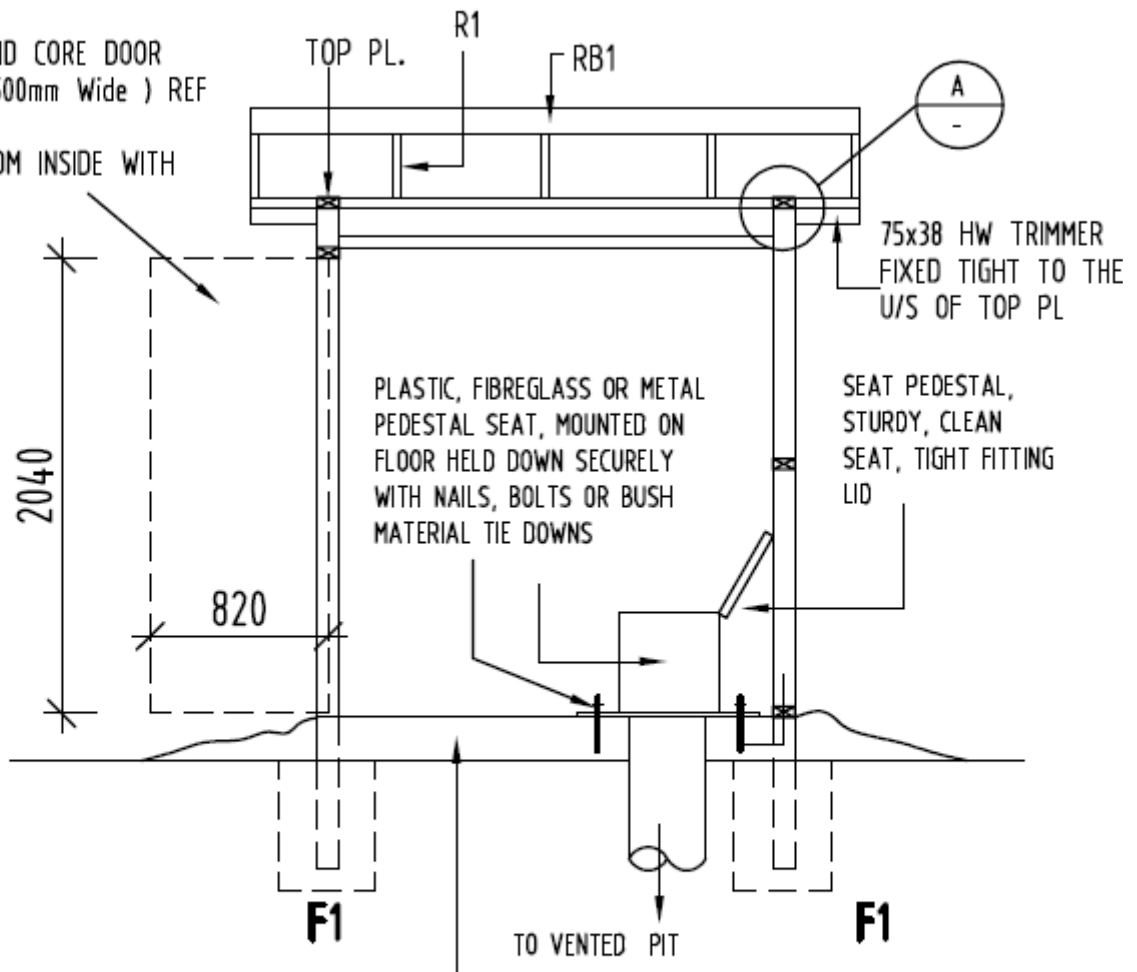
ELEVATION KEY

LEGEND

- TOP & BTM PLATE 100x50 F14 HW OR BUSH MATERIALS
- B1 ROOF BEAM 125x38 F14 HW OR BUSH MATERIALS
- RB2 ROOF BEAM 100x50 F14 HW OR BUSH MATERIALS
- R1 RAFTERS 75x38 F14 HW OR BUSH MATERIALS
- ST VERTICAL STRUT 75x38 F14 HW OR BUSH MATERIALS



2040x820 SOLID CORE DOOR
(Min 1800mmx500mm Wide) REF
ELEV 4
LOCKABLE FROM INSIDE WITH
LOCK/CATCH



PLASTIC, FIBREGLASS OR METAL
PEDESTAL SEAT, MOUNTED ON
FLOOR HELD DOWN SECURELY
WITH NAILS, BOLTS OR BUSH
MATERIAL TIE DOWNS

SEAT PEDESTAL,
STURDY, CLEAN
SEAT, TIGHT FITTING
LID

ENSURE THE FLOOR IS DRY AND
CLEAN PREFERABLY CEMENT SLAB OR
COMPRESS DIRT

SECTION 'B' 1:50